

Pew Research Center



U.S. Political Landscape & Voter Attitudes Ahead of the 2020 Election

Jocelyn Kiley

Associate Director

 *@jocelynkiley*

Pew Research Center

Who we are: A nonprofit ‘fact tank’ that informs the public about the issues, attitudes and trends shaping the world. We are nonpartisan and nonadvocacy, meaning we do not take policy positions or make recommendations.

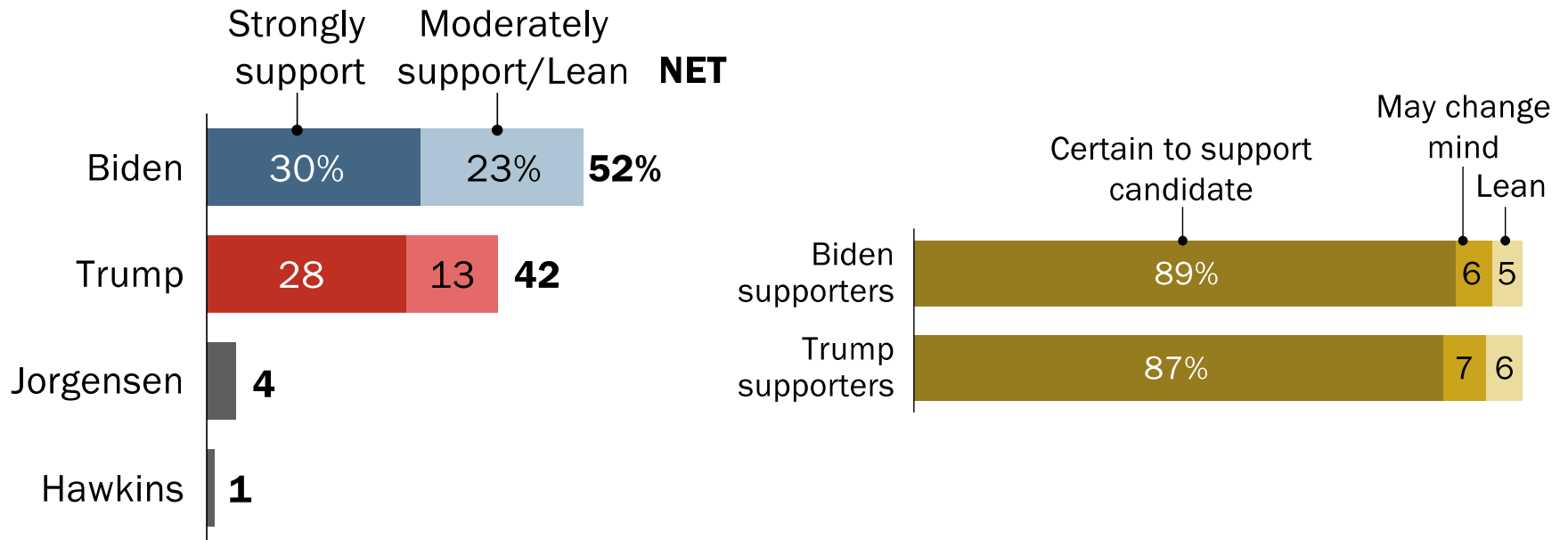
We are a subsidiary of The Pew Charitable Trusts, our primary funder. We partner strategically with philanthropists and institutional funders who share our commitment to impartial research and data that drive discussion.

What we do: Generate a foundation of facts to enrich public dialogue and support sound decision-making. We conduct public opinion polling, demographic research, content analysis and data-driven social science research.

TRUMP, BIDEN AND THE ELECTION

Biden maintains lead over Trump; most voters are certain about their choice

% of registered voters who say, if the election were held today, they would vote for...

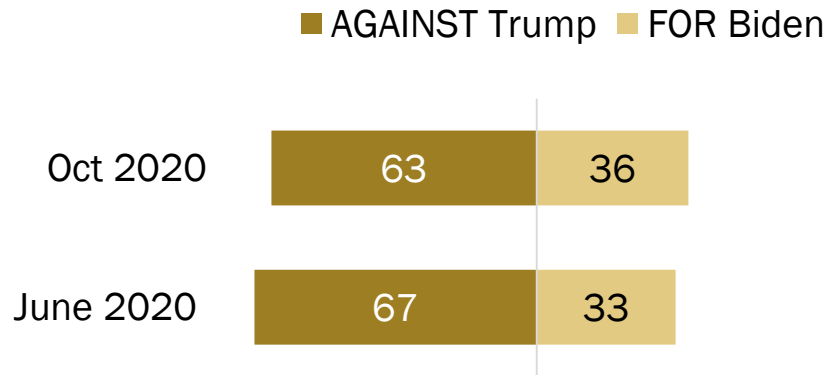


Note: Based on registered voters. No answer responses not shown.

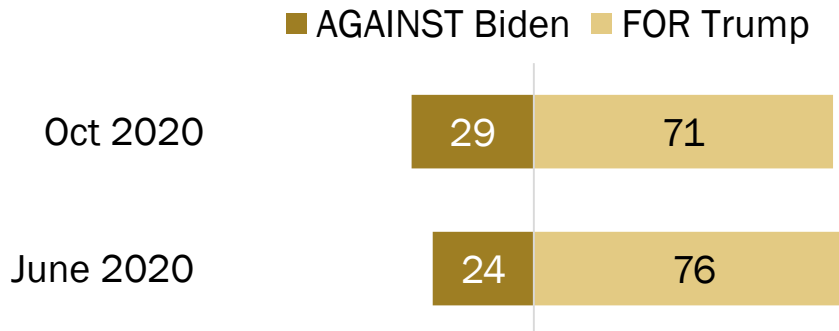
Source: Survey of U.S. adults conducted Sept. 30-Oct. 5, 2020.

Views of Trump remain central to election preferences – both among his supporters and Biden’s

% of Biden supporters who say their choice is more of a vote...



% of Trump supporters who say their choice is more of a vote...



Note: Based on registered voters. No answer response not shown.

Source: Survey of U.S. adults conducted Sept. 30-Oct 5, 2020.

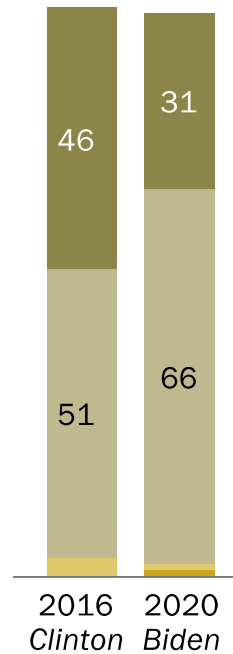
Biden supporters more likely to be angry at possible defeat than Clinton supporters in 2016

% of registered voters who would feel...

- Angry
- Disappointed
- Relieved
- Excited

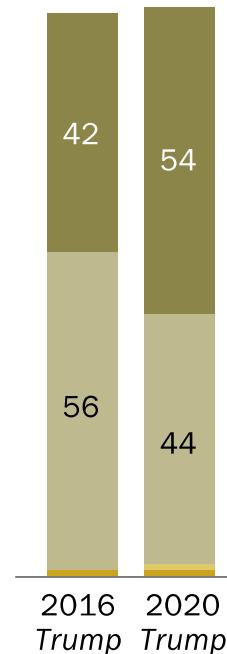
Among Trump supporters

If Dem candidate was elected ...



Among Clinton '16/ Biden '20 supporters

If Trump was elected ...



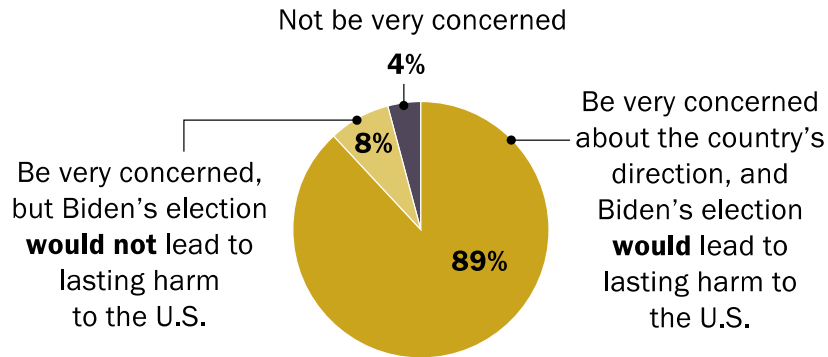
Note: Based on registered voters. No response not shown.

Source: Survey of U.S. adults conducted Sept. 30-Oct. 5, 2020.

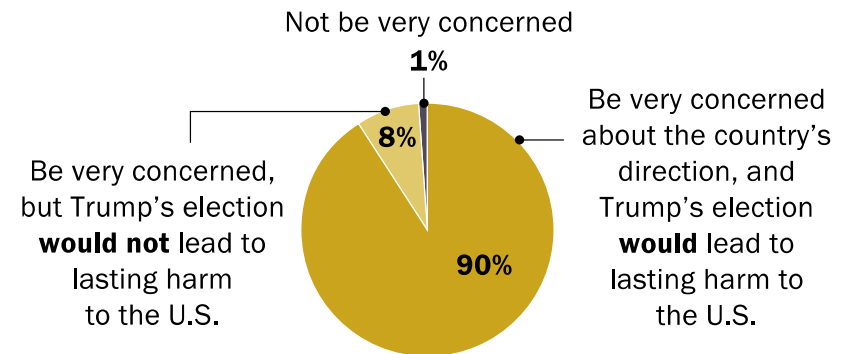
Both Trump and Biden supporters say if the other wins, it would result in lasting harm to the country

% of each major candidate's supporters who would ___ about the direction of the country if the other candidate was elected president

Trump supporters if Biden was elected



Biden supporters if Trump was reelected



Note: Based on registered voters. No answer responses not shown.

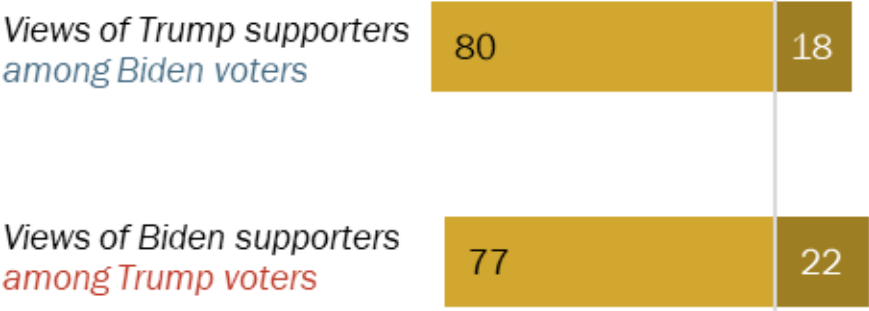
Source: Survey of U.S. adults conducted Sept. 30-Oct 5, 2020.

Only about one-in-five Trump and Biden supporters say they share the same core American values and goals

% of registered voters who say ...

Not only do we have different priorities when it comes to politics, but we fundamentally disagree about core American values

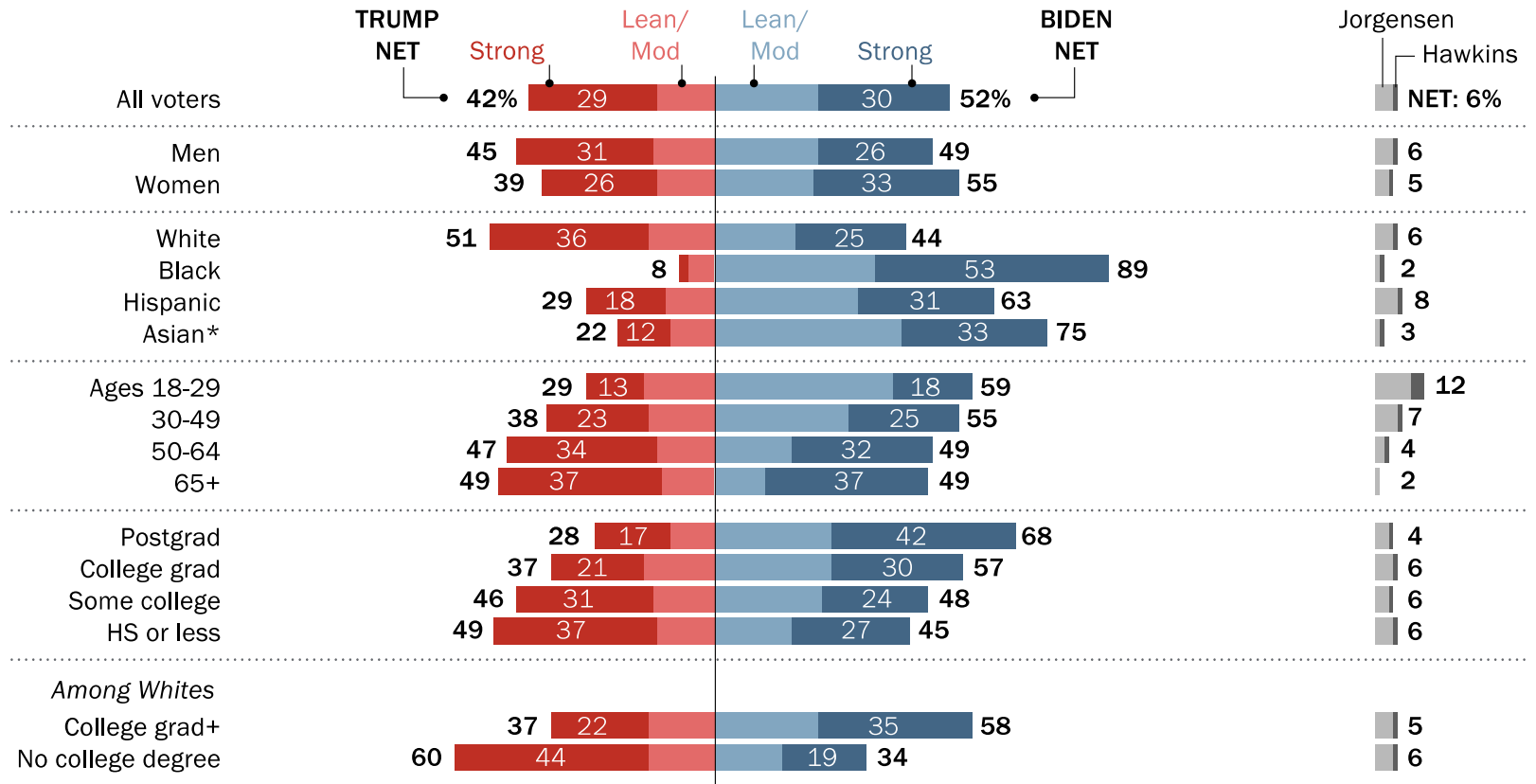
We have different priorities when it comes to politics, but we share a fundamental commitment to the same core American values



Notes: Based on registered voters. No response answers not shown.
Source: Survey of U.S. adults conducted Sept. 30-Oct. 5, 2020.

Trump leads among White voters, trails by wide margins among Black, Hispanic and Asian voters

% of registered voters who would vote for ___ if the 2020 presidential election were being held today



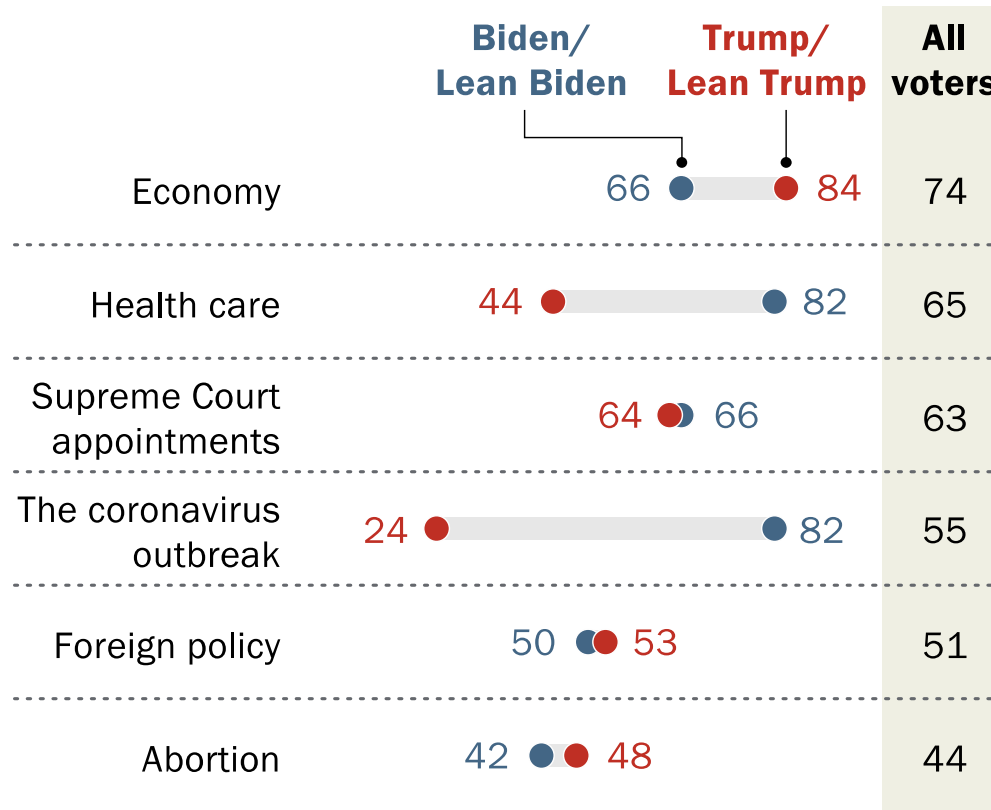
*Asian adults were interviewed in English only.

Notes: Based on registered voters. No answer responses not shown. "Other" candidates include those who say they are voting for Jorgensen, Hawkins or someone else. White, Black and Asian adults include those who report being only one race and are not Hispanic; Hispanics are of any race. See appendix for details about battleground states.

Source: Survey of U.S. adults conducted Sept. 30-Oct. 5, 2020.

Trump and Biden supporters differ over importance of the economy, health care – and particularly the coronavirus

% registered voters who say each is 'very important' to their vote in the 2020 presidential election

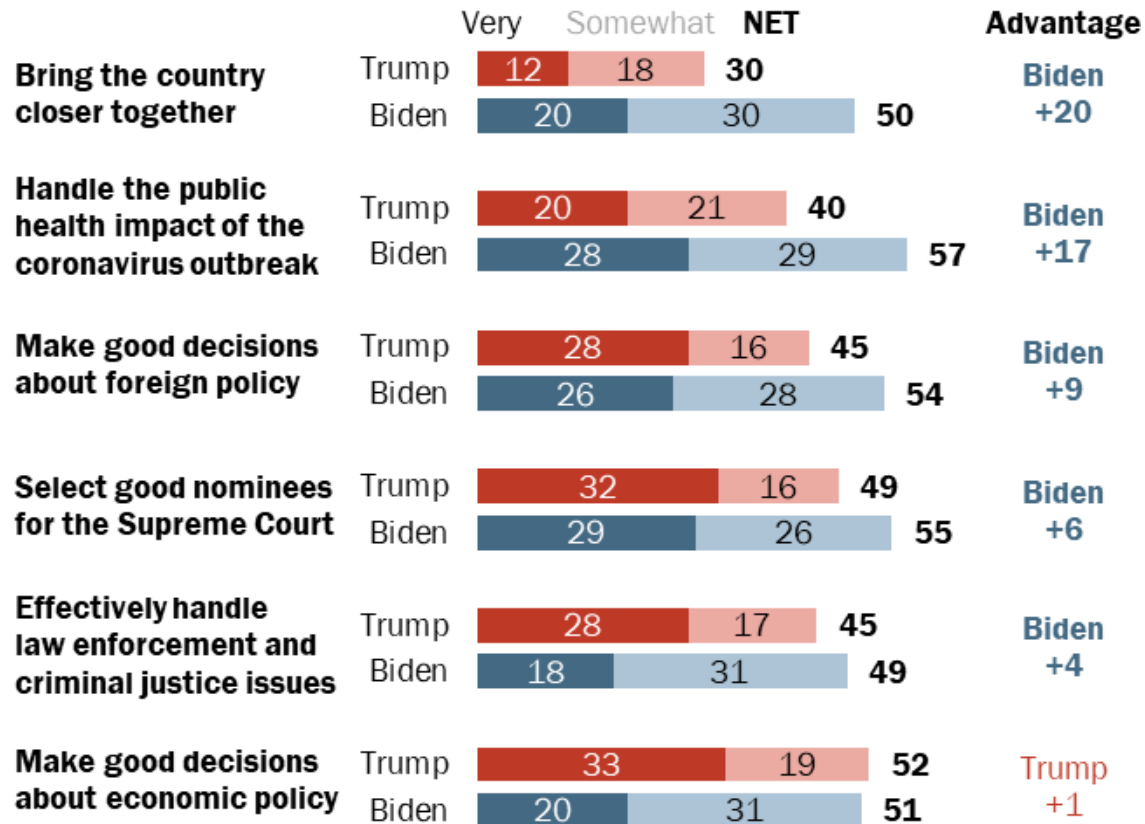


Note: Based on registered voters.

Source: Survey of U.S. adults conducted Oct. 6-12, 2020.

Voters express more confidence in Biden than Trump to unite country, handle coronavirus outbreak

% of registered voters who are very/somewhat confident that ____ can do each of the following

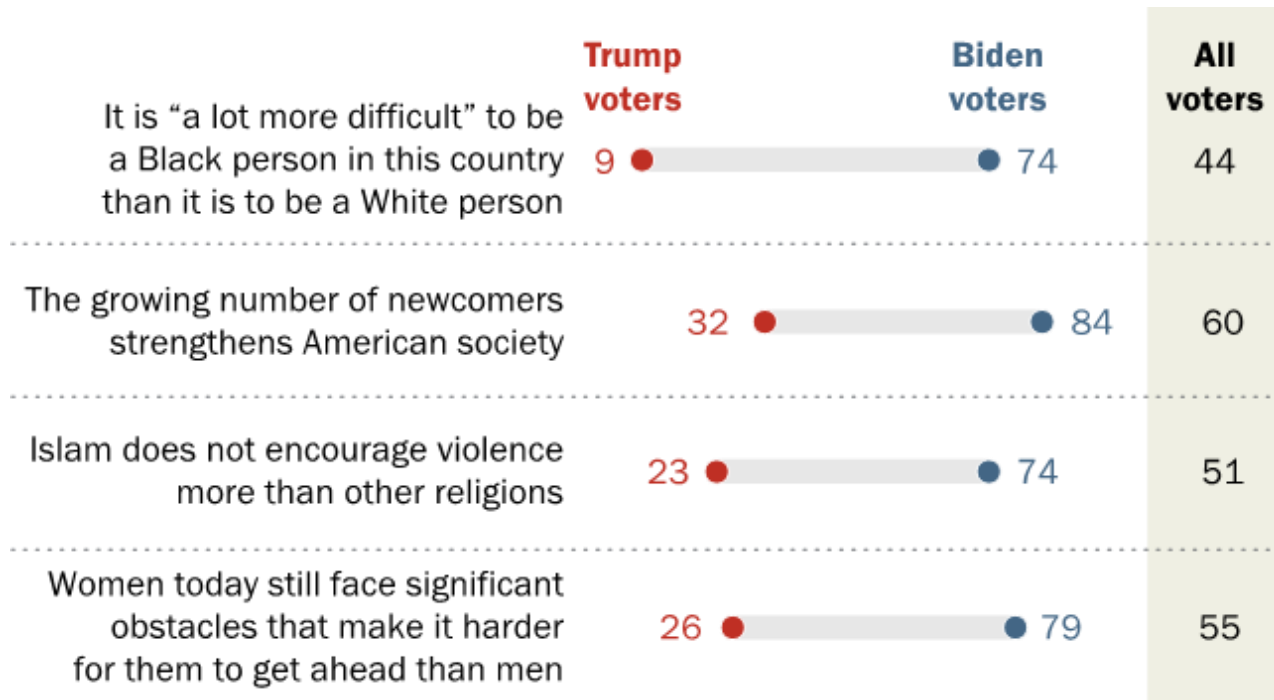


Notes: Based on registered voters. Significant differences in bold.

Source: Survey of U.S. adults conducted Sept. 30-Oct. 5, 2020.

Stark divides between Trump, Biden voters over race, immigration, gender

% of registered voters who say ...



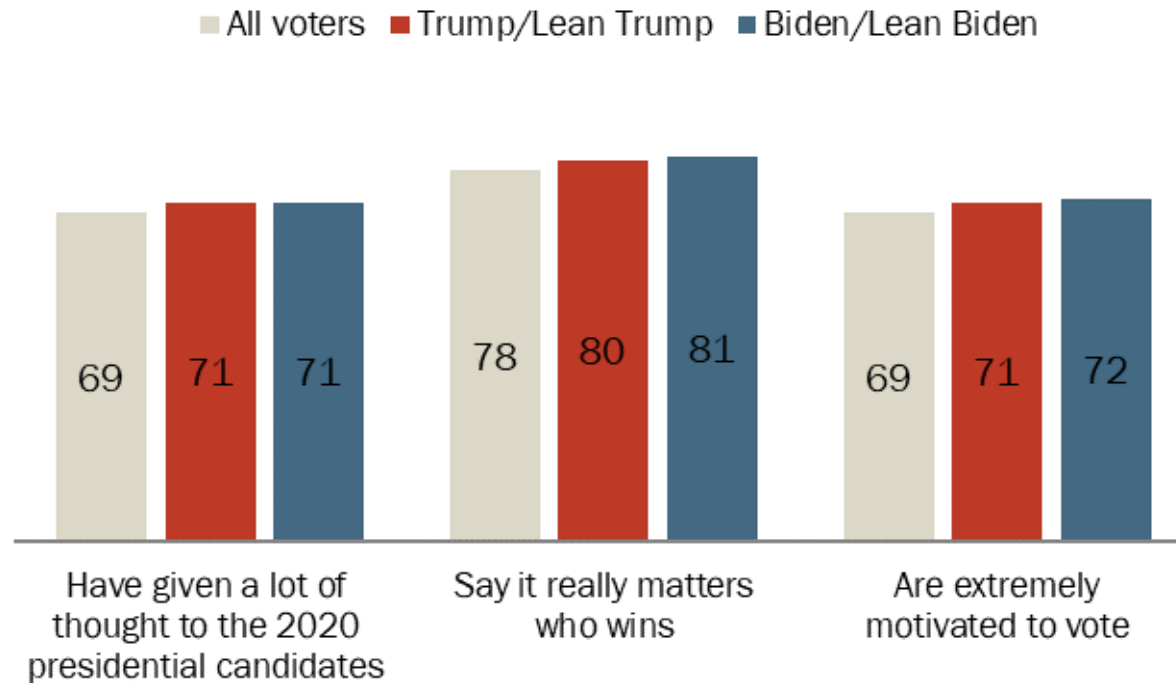
Note: Based on registered voters.

Source: Survey of U.S. adults conducted July 27-Aug. 2, 2020.

VOTER ENGAGEMENT & ELECTION 2020

Interest in the election and voting is equally high among Trump and Biden supporters

% of registered voters who ...

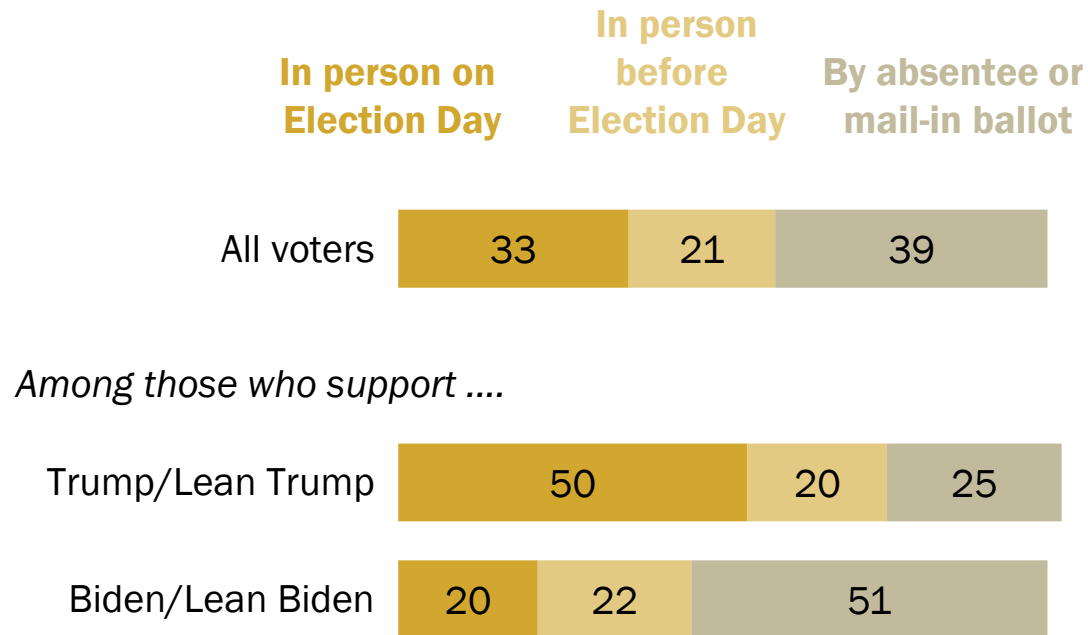


Notes: Based on registered voters. “Really matters” is share selecting top response on a four-point scale. See topline for full question wording.

Source: Survey of U.S. adults conducted Sept. 30-Oct. 5, 2020.

Wide differences between Trump, Biden supporters over how they plan to vote

% of registered voters who say they plan to cast their vote ...

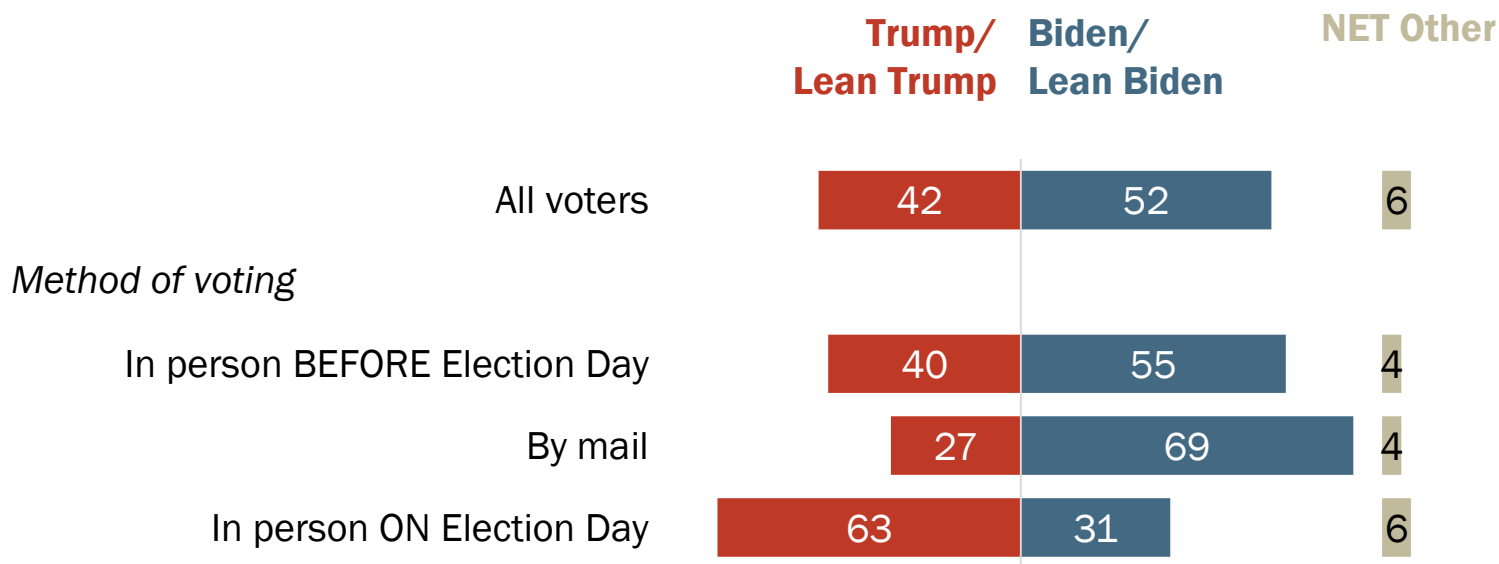


Notes: Based on registered voters. No answer responses and those who say they don't plan to vote or are not sure how they plan to vote not shown. Voting method categories combine those who plan to vote as well as those who say they have already voted.

Source: Survey of U.S. adults conducted Sept. 30-Oct. 5, 2020

Trump fares better among those who plan to vote on Election Day; Biden holds advantages among mail, early voters

% of registered voters who support ...



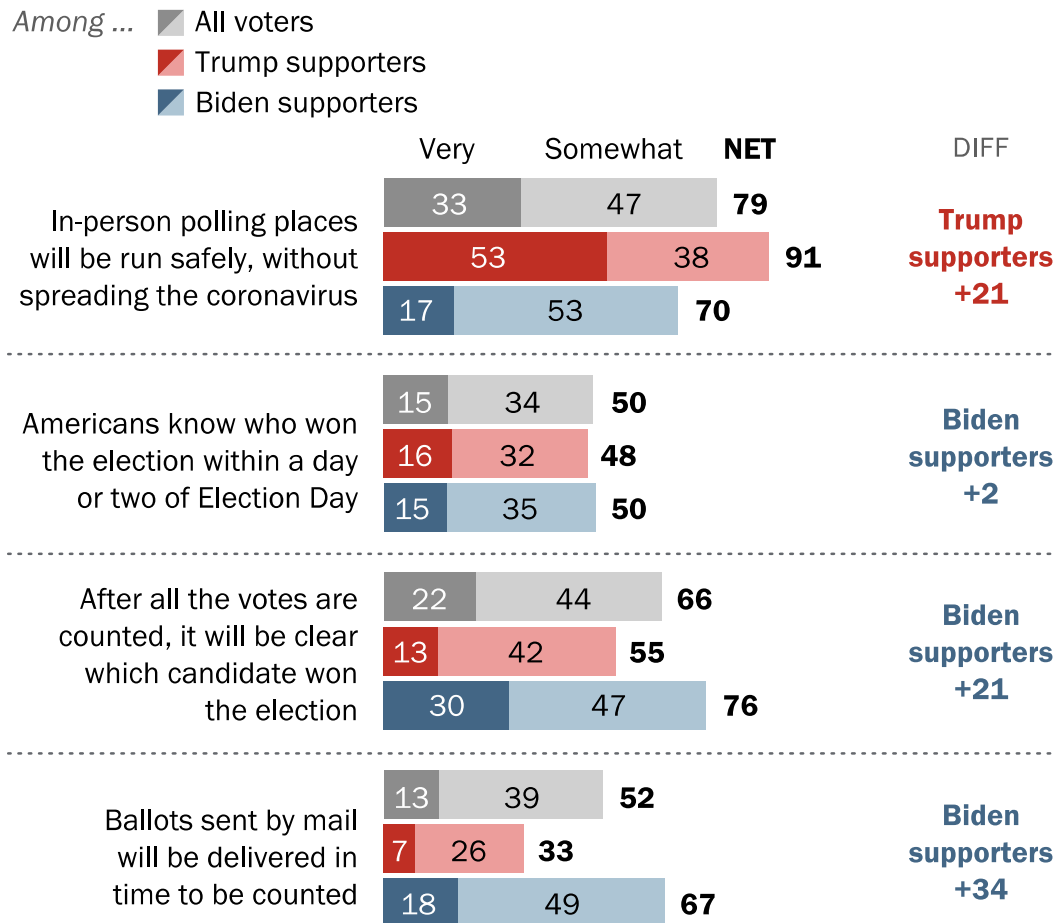
*Method of voting categories include those who have already voted.

Notes: Based on registered voters. No answer responses not shown. "Other" candidates include those who say they are voting for Jorgensen, Hawkins or someone else.

Source: Survey of U.S. adults conducted Sept. 30-Oct. 5, 2020.

Wide differences between Trump, Biden supporters over many aspects of voting and election process

% of registered voters who are ___ confident each will happen in the November election ...

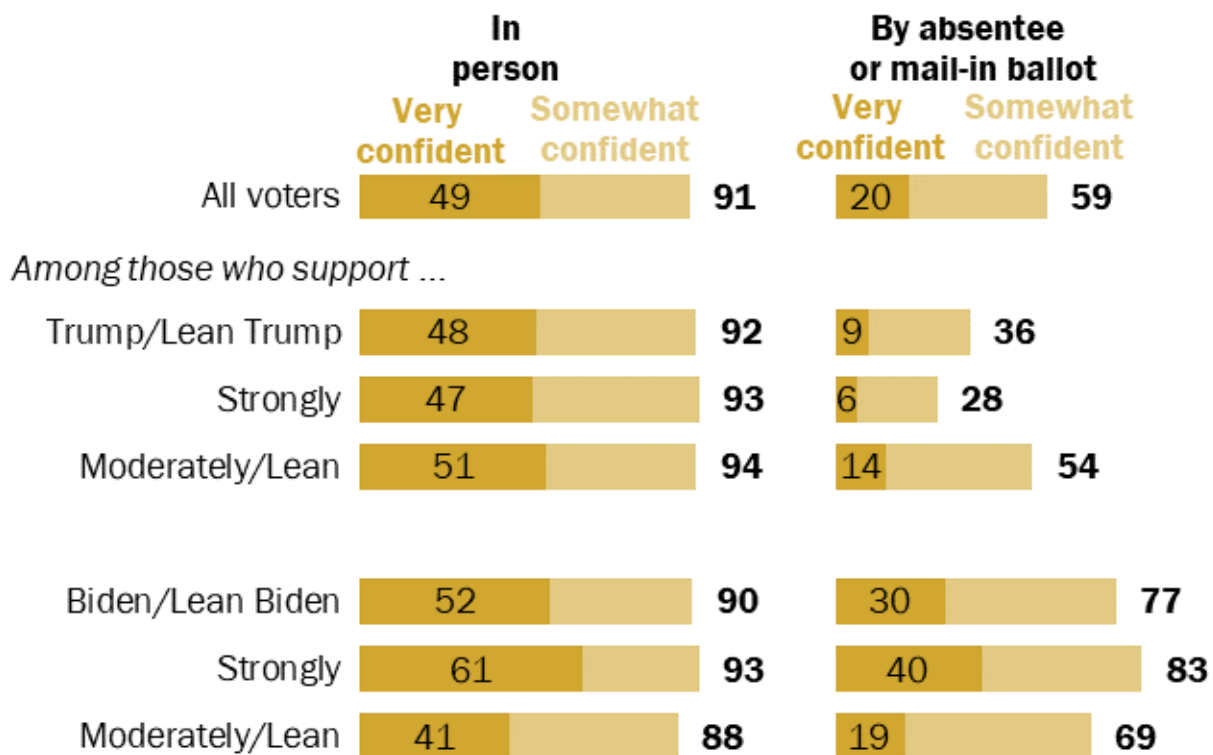


Notes: Based on registered voters.

Source: Survey of U.S. adults conducted Sept. 30-Oct. 5, 2020.

Strong Trump supporters are least likely to express confidence that mail ballots will be counted fairly

% of registered voters who say they are confident that votes cast ____ across the U.S. will be counted as voters intended

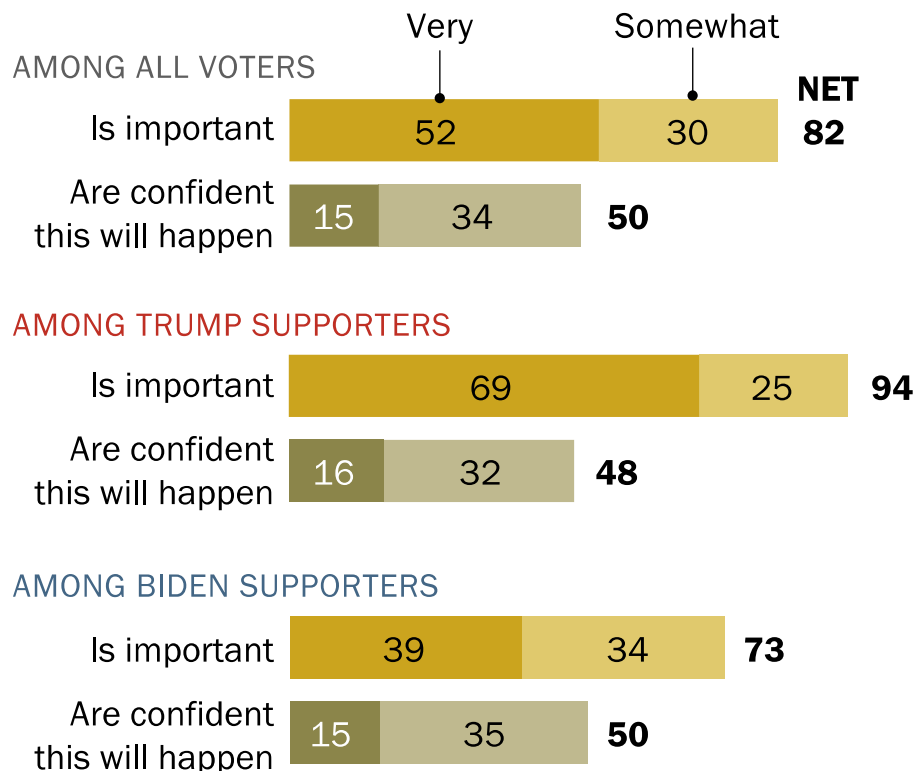


Notes: Based on registered voters.

Source: Survey of U.S. adults conducted Sept. 30-Oct. 5, 2020.

Most voters say it is important to learn results of the election quickly, fewer have confidence this will happen

of registered voters who say Americans knowing who won the election within a day or two of Election Day ...



Notes: Based on registered voters.

Source: Survey of U.S. adults conducted Sept. 30-Oct. 5, 2020.

**Thank you.
Questions?**

 **@pewresearch**

All Pew Research Center data are available online at: www.pewresearch.org

Election 2020 related data:
www.pewresearch.org/topics/2020-election/

COVID-19 related data:
www.pewresearch.org/covid

Subscribe to our newsletters at
www.pewresearch.org/follow-us/